

NAPOLEON



DECOR ELECTRIC MANTEL PACKAGES

[napoleonfireplaces.com](http://napoleonfireplaces.com)



## DESIGNED TO TAKE THE STRESS OUT OF EVERYDAY LIFE.

### DECOR MANTEL PACKAGES COLLECTION

Napoleon Decor Mantel Packages combine centuries-old tradition and elegance with modern flair and functionality for a truly exceptional statement piece. With 4 mantel style options available in the 33" collection and an impressive 40" firebox mantel, you are sure to find the masterpiece that speaks to you. A broad array of finishes, decorative pieces, textures, inlays and pedestal bases, not only work with your home decor but enhance your rooms ambiance.



Aden Mantel Package shown



## FIND YOUR HAPPY (fire)PLACE.

Throughout the ages, people have gathered around fires to share in life's greatest joys.

There's just something about the glow of flickering flames that makes special moments feel even warmer.

A Napoleon fireplace is uniquely designed to brighten the vibe of any room in your house. Napoleon has an incredible range of designer options to fit any vision.

A fire not only raises the warmth and ambiance of a room, it can raise the value of your home. A fireplace offers some of the highest returns of any remodeling project. And that should make you feel good all over.

And so you can keep enjoying that positive glow for years and years and years to come, every Napoleon fireplace is backed by the President's Limited Lifetime Warranty.



We are proud to be recognized as one of Canada's Best Managed Companies and are dedicated to providing quality, home comfort products for over 40 years and counting.

# The Aden




64" w x 20" d x 52.3" h

Comes with the  
**Ascent™ 40**  
electric firebox  
NEFP40-0714C


**The magnificent stature of the Aden mantel combined with the alluring cherry wood finish produces a forceful presence in any home.**

Solid wood hand carved columns border the sides of the mantel while encompassing a beautiful Victorian hand carved ornament. Other details like the dentil molding and black granite styled surround create a refined polished appearance. The Aden is simply GRAND and will demand the attention of all those who bask in its warm glow.

- *Cherry wood finish*
- *Decorative dentil accent molding*
- *Solid wood, hand carved focal point decorative ornament*
- *Black granite styled surround*
- *Pedestal base*




Pedestal Base



Black Granite Styled Surround



Dentil Accent Molding and  
Solid Hand Carved Columns



Solid wood, hand  
carved ornament

# The Taylor



55"w x 18"d x 45.3"h

Comes with the  
**Ascent<sup>™</sup> 33**  
electric firebox  
NEFP33-0214W

## **White emulates feelings of simplicity, purity and a clean slate.**

The Taylor mantel mimics these sentiments by encasing your fireplace with decorative features in a classic white finish. The black slate styled surround creates a striking contrast against the white finish and produces a modern and pure look for your fireplace. Dentil molding, ornamental focus point and inset panels all emerge together creating an elegant and timeless piece set upon a prominent pedestal base.


- *Classic white finish*
- *Decorative dentil molding*
- *Focal point decorative keystone*
- *Black slate styled surround*
- *Pedestal base*



Pedestal Base



Decorative Keystone



Black Slate Styled Surround



Dentil Accent Molding

# The Monroe



57.5" w x 18.5" d x 45" h


Comes with the  
**Ascent 33**  
electric firebox  
NEFP33-0314BW

## The name "Monroe" stirs up thoughts of elegance and beauty.


The Monroe mantel lives up to its name with a burnished walnut finish that will turn heads and keep the focus of those who are in its presence. Solid wood decorative rope molding and hand carved solid wood columns add a level of intricate detail while framing and capturing the allure of the fireplace itself. A pedestal base and inlay with diamond cut top finish the look and embrace the attention of your family and friends.

- Burnished walnut finish
- Solid wood decorative rope molding
- Solid wood, hand carved columns
- Inlay with diamond cut top
- Black slate styled surround
- Pedestal base







Pedestal Base




Black Slate Styled Surround



Rope Molding and Solid Wood  
Hand Carved Columns



Inlay with Diamond Cut Top



Pedestal Base



Dentil Accent Molding



Decorative Keystone



Inlay with Diamond Cut Top

# The Harlow




55" w x 18" d x 45.3" h

Comes with the  
**Ascent<sup>™</sup> 33**  
electric firebox  
NEFP33-0114M

**The elegance that the Harlow mantel possesses is truly timeless.**

The warm feel of the mahogany finish paired with the multitude of simple yet stunning details, create an overall balanced and powerful presence. Experience sophistication with a solid wood, hand carved floral focal point surrounded by rich panel insets and topped with a decorative dentil molding. A black slate styled surround contrasts with the glow of the firebox and finds itself peacefully contained between a diamond matching inlay top and a classic pedestal base. Make an impressive statement of your personal style with the Harlow mantel.

- Mahogany finish
- Decorative dentil accent molding
- Solid wood, hand carved focal point decorative keystone
- Inlay with diamond cut top
- Black slate styled surround
- Pedestal base



Pedestal Base



Self Closing Drawers and Doors



Soft-close Media Drawer



Inlay with Diamond Cut Top



Bevelled Glass Door with Interior LED Accent Lights

# The Colbert



65" w x 20" d x 44.5" h



Comes with the  
**Ascent 33**  
electric firebox  
NEFP33-0614AM

**The antique mahogany finish and distressed brass knobs create a time-honored display of traditional elegance.**

In a practical yet handsome combination of function and decor, the Colbert mantel offers an abundance of features for owners looking to get more out of their mantel. Soft closing, bevelled glass doors with iron accents offer cupboard space to place your treasured possessions on display. A convenient compartment for electronic media allows you to save space while the wire management system allows for a clean, easy use. Motion sensor LED lights light the way to soft closing drawers and doors for a quiet, pleasant and reliable experience.


- *Antique Mahogany finish*
- *Soft closing solid wood drawers with felt liners*
- *Compartment for electronic media components featuring a wire management system*
- *Enclosed backing*
- *Inlay with diamond cut top*
- *Distressed brass knobs*
- *Pedestal base*
- *Motion sensor LED lights inside cabinets and compartments*
- *Soft closing bevelled glass doors with iron accents*

# ASCENT™ ELECTRIC 33 & 40

With the flick of a switch or a push of a button, the ease and comfort of an electric fireplace is second to none. Instant satisfaction and a mesmerizing focal point for any room.

The Ascent™ 33 & 40 electric fireplaces imitate the look of a traditional masonry fireplace but with all the convenience of simply plugging it in, sitting back and enjoying the heat and glowing log set! Napoleon's flame technology randomly adjusts the flame effect, color, height & speed creating the illusion of a true wood burning fire with a modulating ember bed for a realistic glow. The **ULTRA BRIGHT™** LED lights and convenient remote control enhance the allure of the Ascent™ Electric fireplaces.

Perfect for any room in a house, condo, apartment or office.

 Heats up to  
**400** sq. ft.

14" (356mm) Unit Depth



## NIGHT LIGHT™

4 Color Settings



Blue



Orange



Purple



Clear

## MANTEL/ENTERTAINMENT PACKAGES

Mantel packages available



The Colbert



The Taylor



The Aden











The Harlow



The Monroe

## Ascent™ 33 & 40 Features

-  Simply plugs into a 120V wall outlet or can be hard-wired
-  Fading logs and ember bed appear as a real “dying fire” when unit is turned off
-  Non-reflective backing allows for optimal flame viewing and minimizes distracting room reflections
-  **ULTRA BRIGHT™** high power/high intensity LED lights can be seen in both a day or night setting to accent the glowing logs and ember bed

-  **WHISPER QUIET™** fan and heater with modulating control keeps your comfort level exactly where you want it
-  The modulating control features a timer and can be set to Fahrenheit (°F) or Celsius (°C)
-  Convenient remote controls the flame and ember bed intensity, blower and heat output, **NIGHT LIGHT™** feature and timer
-  **NIGHT LIGHTS™** feature four color settings (blue, orange, purple, and clear) and can be set to one color or roll through the spectrum



## Additional Features

- » Easy access manual on/off switch
- » Easy to clean the glass with a hinged door system
- » Can be used in a mantel application or as a built-in unit
- » Self trimming flange will complete the installation with no additional work or cost
- » Realistic brick panels, glowing logs and ember bed



**Non-Reflective Backing**  
Allows for optimal flame viewing



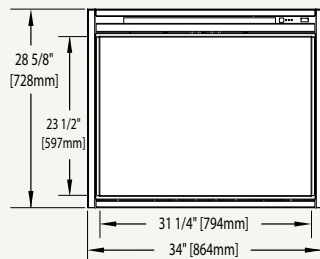
**Self Trimming Flange**  
Completes installation



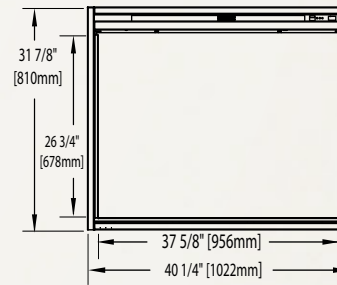

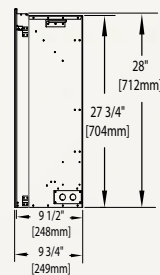
**Side Brick Panel Detail**



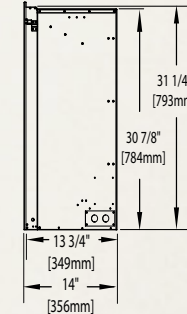
**Remote**



BEF33



BEF40



Model	BTU's (Input)	Watts	Voltage	Amps	Height		Front Width		Depth	
					Actual	Framing	Actual	Framing	Actual	Framing
BEF33H	5,000	1,500	120V AC	15	28 5/8"	28 1/4"	34"	33 1/4"	9.5"	10"
BEF40H	5,000	1,500	120V AC	15	31 7/8"	31 3/8"	40 1/4"	39 1/2"	14"	14 1/2"

# NAPOLEON CELEBRATING OVER 40 YEARS OF HOME COMFORT PRODUCTS



24 Napoleon Road, Barrie, Ontario, Canada L4M 0G8  
103 Miller Drive, Crittenden, Kentucky, USA 41030  
7200 Trans Canada Highway, Montreal, Quebec, Canada H4T 1A3

Tell: 705-721-1212 Fax: 705-722-6031  
napoleonfireplaces.com



Authorized Dealer

Consult your owner's manual for complete installation instructions, accurate framing dimensions and proper clearances to combustible material. Check all local and national building codes. All specifications are subject to change without prior notice due to on-going product improvements. Products may not be exactly as shown. Napoleon® is a registered trademark of Wolf Steel Ltd. © Wolf Steel inc.

CODE: ADBRDME  
Printed in Canada  
11/2015