

NAPOLEON®

WATERFALLS

SEE THRU • BUILT-IN • FREESTANDING



napoleonwaterfalls.com



WF15FSS - Freestanding Waterfall

Sound and Beauty

Napoleon's exquisite freestanding waterfall has an impressive height of almost eight feet and a slim design with contoured See Thru glass. The freestanding waterfall features commercial quality stainless steel, a high output submersible pump, an adjustable water flow valve and a filter screen. The filter screen helps remove particles that enter the water allowing the freestanding waterfall the ability to humidify indoors. The rippled See Thru glass, exclusive Napoleon® NIGHT LIGHT and decorative river rocks are standard features. Grace your surroundings with one of these truly unique works of art.

WF15FSS

90"h x 32"w x 18"d


Plugs into a standard 120V outlet

For more detailed specifications on this unit, see pages 6 & 7

Options & Accessories



Decorative River Rocks



Exclusive NIGHT LIGHT



Convenient Remote Control





Freestanding Waterfall WF15FSS

Built-In & See Thru Waterfalls

Flexible Décor Solutions

Take your creative vision and add an exciting built-in personal touch. Napoleon's built-in & See Thru waterfalls come standard with a shimmering 304 stainless steel back panel (built-ins), pump and purge valve for periodic cleaning and maintenance. The built-in and See Thru waterfalls install into an existing wall or freestanding cabinet and hold two gallons of water (or can be hard piped), allowing for flexible décor solutions anywhere in your home.

WF6

36" h x 24" w x 3 3/4" d

Plugs into a standard 120V outlet

WF9ST

36" h x 36" w x 4 1/2" d

Plugs into a standard 120V outlet

WF9

36" h x 36" w x 3 3/4" d

Plugs into a standard 120V outlet

WF18

72" h x 36" w x 3 3/4" d

Plugs into a standard 120V outlet



Built-in WF9 Waterfall with Nautilus™ trim

For more detailed specifications on this unit, see pages 6 & 7


Options & Accessories



Optional Grooved Panel



Optional UV Sterilizer



Exclusive NIGHT LIGHT



Decorative Pinnacles



Traditional Model
3' x 6' (WF18)



Keystone Model
3' x 3' (WF9 and WF9ST)



Imperial Model
2' x 3' (WF6)



Nautilus™ Model
3' x 3' (WF9)




Convenient Remote Control





See Thru WF9ST Waterfalls shown with custom surrounds



Built-in WF18 Waterfall shown with custom surround

Outstanding Features

of Napoleon's Advanced Technology



Why a Napoleon® Waterfall?

Accentuate your home or business with the sights and sounds of soothing, running water. Intrigue your family, friends and visitors with your own one-of-a-kind water art and turn your wall into a conversation piece. Check out Napoleon's on-line gallery for additional installation possibilities at napoleonwaterfalls.com.

Exclusive NIGHT LIGHT™

The exclusive Napoleon® NIGHT LIGHT™ illuminates the waterfall even when the waterfall is turned off.

Revolutionary Pump

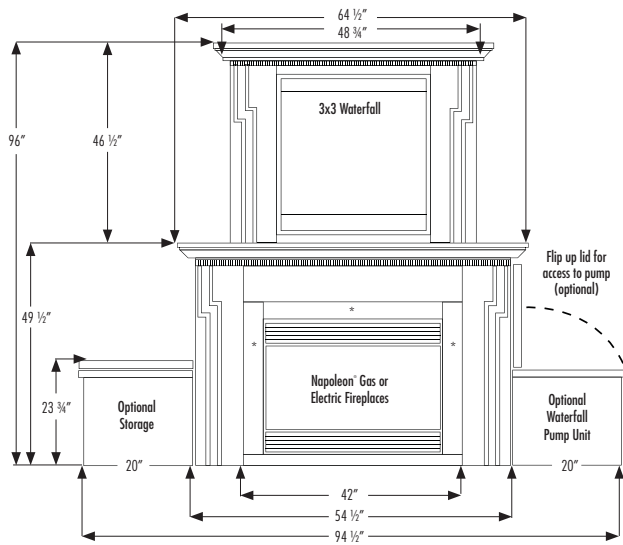
Provides consistent flow up to 15 feet horizontal and 12 feet vertical for versatile installations.

Convenient Remote Control

On/off operation can be simplified with the addition of a convenient remote control.

UV Sterilizer & Filter System

The ultraviolet light sterilizes the water killing algae and bacteria for cleaner water. Filter unit removes impurities.



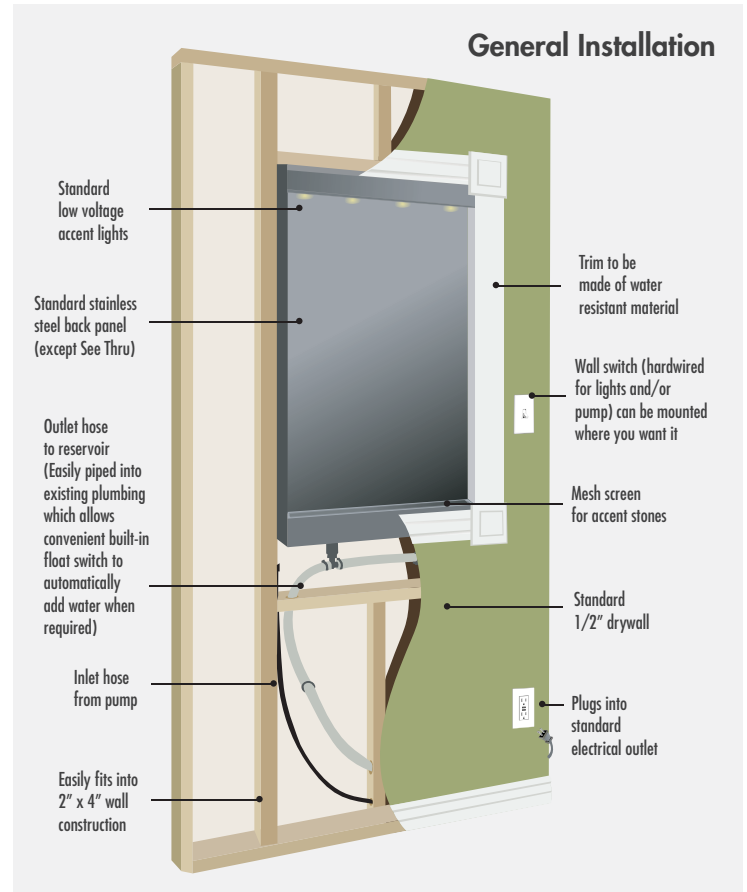
Waterfall Mantel and Trim Kit Finishes (for indoor use only)




Mantel Options & Specifications (WF9)

Princess mantel available for 3' x 3' waterfall and Napoleon® gas fireplaces. Waterfall pump unit side cabinet also available. See dealer for details.

Waterfall, fireplace and mantel kit are ordered as individual optional items. Mantel kit suitable for Napoleon® gas fireplaces 33, 34 & 36.



Built-in Waterfall Options - for models WF6, WF9, WF9ST & WF18 only



Optional Trim Kits

Decorative Pinnacles*

Style	Traditional			Keystone			Imperial			Nautilus™			Triangular		Rounded	
Dimensions†	A	B	C	A	B	C	A	B	C	A	B	C	H	I	H	I
3' x 6' Trim for WF18	50 1/2"	80 3/4"	45 1/4"	50 1/2"	81 3/4"	45 1/4"	50 1/2"	80 3/4"	45 1/4"	N/A	N/A	N/A	10"	45 1/4"	10 1/2"	45 1/4"
3' x 3' Trim for WF9 and WF9ST	50 1/2"	45 3/4"	45 1/4"	50 1/2"	45 3/4"	45 1/4"	50 1/2"	45 3/4"	45 1/4"	55 1/2"	55 1/2"	55 1/2"	10"	45 1/4"	10 1/2"	45 1/4"
2' x 3' Trim for WF6	38 1/2"	45 3/4"	33 1/4"	38 1/2"	46 3/4"	33 1/4"	38 1/2"	45 3/4"	33 1/4"	N/A	N/A	N/A	10"	33"	10 1/2"	33"

† All dimensions are (+ or -) 1" tolerance * Pinnacles sold separately

Other Napoleon® Products



Fireplace Inserts • Charcoal Grills • Gas Fireplaces • Wood Fireplaces • Wood Stoves • Casual Furniture • Electric Fireplaces • Gas Furnaces • Gourmet Grills



24 Napoleon Road, Barrie, Ontario, Canada L4M 0G8
 214 Bayview Drive, Barrie, Ontario, Canada L4N 4Y8
 103 Miller Drive, Crittenden, Kentucky, USA 41030
 7200 Trans Canada Highway, Montreal, Quebec, Canada H4T 1A3

Fireplaces Call: 705-721-1212 • Grills Call: 705-726-4278
napoleonfireplaces.com • napoleongrills.com • napoleonwaterfalls.com



Authorized Dealer

All specifications and designs are subject to change without prior notice due to ongoing product improvements. Consult your owner's manual for complete installation and operating instructions and check all local and national Building Codes and Regulations. Not all features available on all models. Napoleon® is a registered trademark of Wolf Steel Ltd. Images and colours may not be exactly as shown. Water may damage certain surfaces (ie. wood, metal). We will not be responsible for damage please read the instruction manual.